

De Anza College – Survey of Basic Needs – Fall 2018



54% of students (1,194) were **Housing Insecure** in the prior year



23% of students (498) were **Food Insecure WITH Hunger** in the prior 30 days



16% of students (359) were **Food Insecure w/o Hunger** in the prior 30 days



16% of students (354) were **Homeless** in the prior year

62%

of respondents (1,371) experience at least one form of basic needs insecurity in the past year

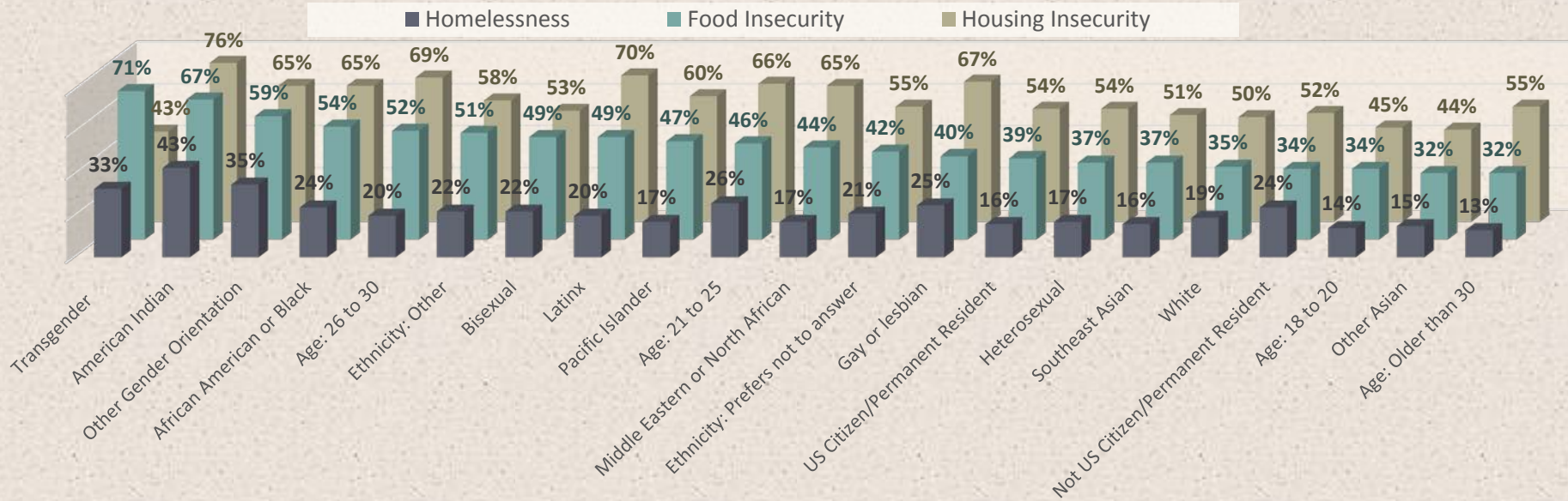
5 out of 10 students are **Housing Insecure**

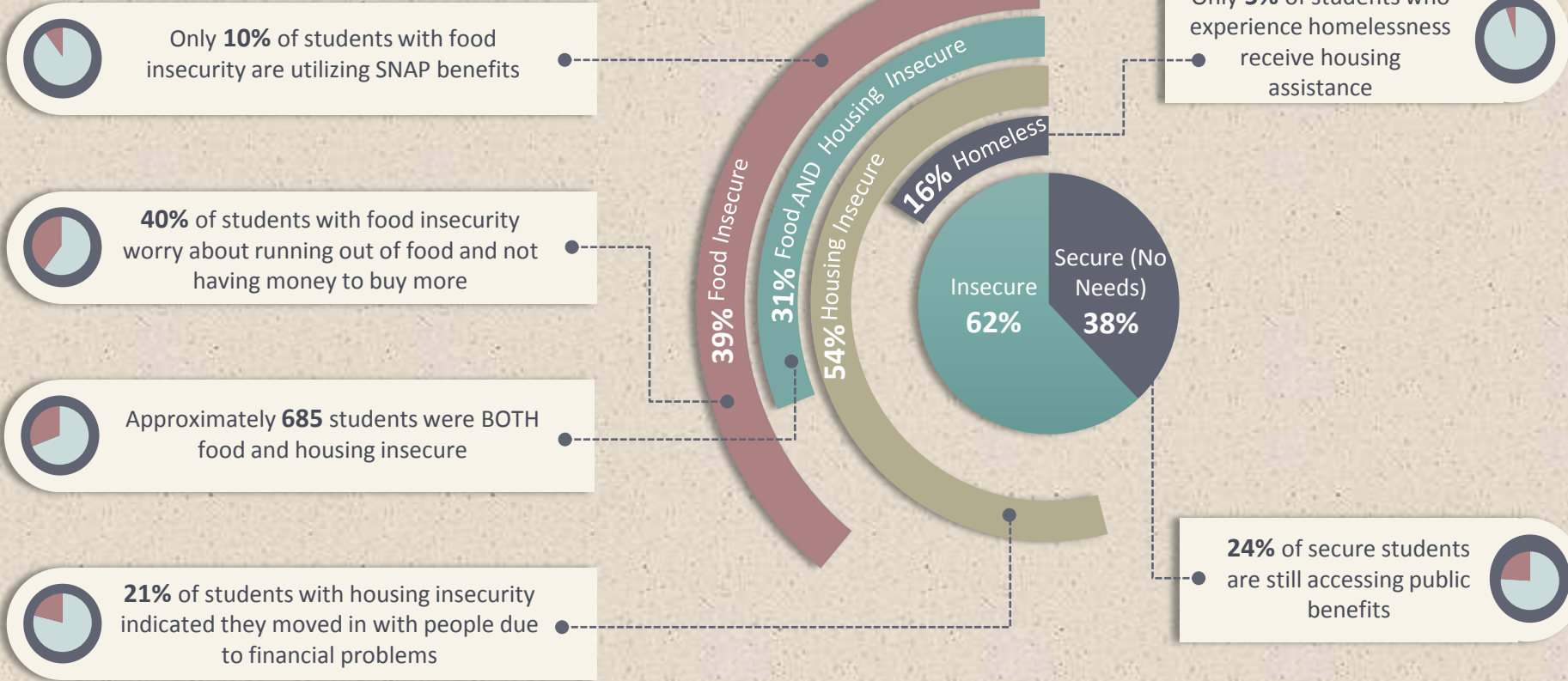


4 out of 10 students are **Food Insecure**

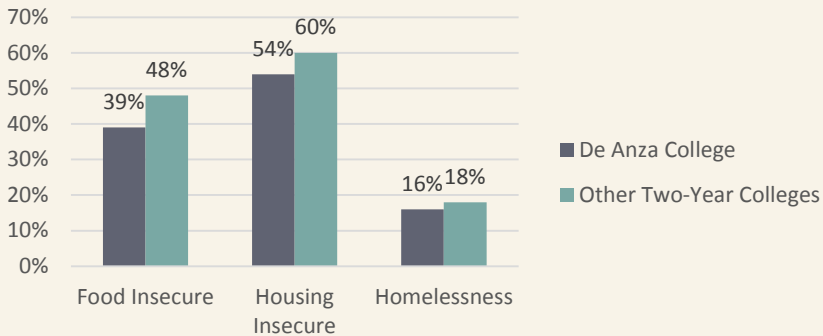


2 out of 10 students are **Homeless**





Comparison to Overall Basic Needs Insecurity



Survey Background

The 2018 #REALCOLLEGE Survey school report for De Anza college was prepared by the Hope Center for College, Community, and Justice at Temple University. The survey questionnaire was sent by email to approximately 20,700 students from De Anza College and 2,211 students participated. Thus, the estimated response rate is 11%.