

# Course Syllabus



## Instructor:

Dr. Cinzia Muzzi

Phone: 408-864-5790

## Synchronous and In-Person Hours:

### Section 01Y and 02Y Zoom Lecture

Monday/Wednesday Lecture: 12:30 PM- 1:45 PM

### Section 01Y Lab

Monday/ Wednesday: 8:30AM-11:20 AM Room: SC 2202

### Section 02Y Lab

Monday/ Wednesday: 2:30 PM-5:20 PM Room SC 2202

## Office Hours/How to Contact me:

### Zoom Office Hour

**MW 11:30AM-12:20 PM**

**TTh 12:30 PM-1:20 PM**

To join office hours please click on the Zoom button in the lefthand menu. There is a reoccurring meeting for Zoom Office Hours. You will be placed in a waiting room initially and then be admitted to office hours one at a time.

### Email

Outside of Office Hours I generally am able to answer emails within 24 hours Monday-Friday between 8:00AM-5:00PM. Emails sometimes may take up to 48 hours for a response if you email on a Tuesday or Thursday where I am in on-line class most of the day. Please note that I may not answer email on the weekends depending on time and internet availability.




Always use the **In Box** in the lefthand tool bar to send emails. When you communicate through the **In Box** I am sure to see your email. Otherwise your email potentially could be lost in the +75

emails I receive per day at my general email address. If for some reason you need to email me outside of Canvas, my email address is [muzzicinzia@fhda.edu \(mailto:muzzicinzia@fhda.edu\)](mailto:muzzicinzia@fhda.edu).

## Course Information:

This class is divided into two separate instructional periods: a **lecture period** (on-line) devoted to the primary course material and a **lab period** for conducting lab experiments (in-person on campus). One registration code automatically enrolls you in both periods. Everyone will have the same lecture period, but a different lab period depending on which code you used for enrolling. **At De Anza College the lab and lecture cannot be taken as separate courses under any circumstances.**

## Required Materials:

- **Chemistry: The Molecular Nature of Matter and Change, 9th edition** by **Martin Silberberg** (McGraw-Hill)
  - Chapter and Appendices for Chem 1A Only (\$30) ISBN: 9781307600940 (Follow directions in the Getting Started Module)
  - Access to the Complete Text, 1 year access (\$90)  
  
ISBN:1260477371 (obtained by signing in through the link below)  
  
<https://connect.mheducation.com/class/c-muzzi-all-sections>   
(<https://connect.mheducation.com/class/c-muzzi-all-sections>)
  - You can also look for a used text on Amazon or any other retailer. The 8th edition should be fine as well.
  - You can also purchase the hard copies and electronic versions through the bookstore, but there is a 30% mark up applied by the bookstore.
- **A scientific calculator** (not your cell phone or computer) that has at least log and exponential functions is required (~ \$25). Graphing calculators are fine also, but not required.
- **Aktiv Chem Subscription** (\$26.00). This is the on-line system we will use to do practice problems and quizzes.
- A **laboratory notebook**. You will be shown some examples during the first day of class, but I recommend this one from **Amazon**  ([https://www.amazon.com/National-Computation-Notebook-Inches-43648/dp/B00007LV4B/ref=sr\\_1\\_14?crid=6YE4P3POQ31K&keywords=laboratory%2Bnotebook&qid=1663703554&srefix=laboratory%2Bnote14&th=1](https://www.amazon.com/National-Computation-Notebook-Inches-43648/dp/B00007LV4B/ref=sr_1_14?crid=6YE4P3POQ31K&keywords=laboratory%2Bnotebook&qid=1663703554&srefix=laboratory%2Bnote14&th=1)).
- **Laboratory Safety Goggles** (\$25.99). These must be purchased from the De Azna bookstore to meet specifications required for chemical safety (Indirect Vent, Z87). Here is a [link](#) .

(<https://www.bkstr.com/deanzastore/product/uvex-stealth-goggles-gray-gray-802632-1>) to the goggles.

- Any device that will allow you to browse the web and take photos, preferably a tablet or computer.
- Google Chrome or Firefox Web Browser
- Any App that will allow you to convert photos to pdf files. See the end of the syllabus. Genius Scan, CamScan, and Notes (Apple) are free, easy options.

## Registration, Attendance, and Conduct Policy:

**Registration:** Enrollment in each section is strictly limited to 30 students per section. Class spaces are filled in accordance with the official class roster from Admission and Records, followed by the official wait list. Any errors with registration or status must be addressed directly to Admission and Records.

**Attendance:** Lecture is given on-line via Zoom and lab is **IN PERSON**. Attendance is expected during all lectures and all laboratory periods. Please see the lab section about specific information regarding lab attendance.

**Dropping the Course:** If you choose to drop the course **at any point** during the quarter, it is **your** responsibility to withdraw from the course through MyPortal by the appropriate deadline.

**Conduct:** Students are also expected to abide by the Academic Integrity policy as outlined in the De Anza College catalog at all times. Students caught cheating or plagiarizing on any assignment can be expelled from the course and receive a grade of "F." If collusion between students to cheat can be demonstrated, each student will receive this same penalty.

## Class Grade Format:

### Grading and Exam Schedule (Exam dates are tentative):

- Lecture Exams (200 points each) (The lowest exam score will be dropped) **ALL LECTURE EXAMS ARE IN-PERSON 400 pt**
- Final Exam **THE FINAL EXAM IS IN-PERSON 300 pt**
- Aktiv Chem Quizzes (20 pt each) (lowest score will be dropped) **180 pt**
- Pre-lab Assignments (10 points each) (lowest score will be dropped) **110 pt**
- Laboratory Reports (20 pt each)(Lowest score will be dropped) **200 pt**
- Lab Exam **60 pt**
- Total Possible Points : **1250 pt**

### Grade Scale:

<u>% of Total Points Possible</u>	<u>Grade</u>
98-100	A+
92-97	A
89 - 91	A-
85 - 88	B +
82 - 84	B
79 - 81	B-
75 - 78	C +
68 - 74	C
64 - 67	D +
61 - 63	D
58 - 60	D-
less than 58%	F

**Dr. Muzzi reserves the right to change exam and quiz dates as well as modify the grade scale at any point during the quarter.**

## Lecture Schedule, Homework Assignments, Quizzes

Students should plan to read 1-1.5 chapters per week. Aktiv Chem Quizzes will be assigned each week through an on-line platform. These quizzes are meant for you to do a self-assessment after you complete the **end-of-chapter odd** problems in the textbook. The Aktiv Chem Quizzes ARE NOT COMPREHENSIVE. This means that they do not cover every topic or type of calculation that we will cover on an exam. **To do well on a Quiz or an Exam you should...**

1. **Read** each chapter carefully before attending Zoom Lecture. Not every detail will be covered in lecture, but you are still expected to understand the whole chapter.
2. Do the **assigned end-of-chapter problems** at the end of each chapter up to (but not including) the Comprehensive Problems section. If you feel you have a particular concept down, it is not necessary to do every red problem, but do practice the end-of-chapter red problems before you attempt the Aktiv Quiz. Solutions to the textbook problems are found in the Appendix.

3. **DO NOT FALL BEHIND WITH THE READING OR HOMEWORK!!** This is the number one mistake you can make. Concepts in chemistry are like building blocks. Initially, you learn one topic to build up to larger concepts. If you are shaky on a topic early on, your whole foundation will be unstable. To avoid this, try to read ahead of the scheduled lecture topics and keep up with the homework.

**Each Aktiv Chem Quiz is worth 20 points and your lowest quiz score will be dropped.** No late assignments will be accepted.

## Lecture Exams and Final Exam:

There are three lecture exams and one final exam. Material covered in lecture, in the assigned reading, end-of-chapter problems and on Aktiv Chem problems will be on the exam. Each lecture exam is worth 200 points. **Only your top two lecture exam scores will count as part of your overall course grade. No early, late, or make-up exams will be given.**

The final exam is **cumulative** and is worth 250 points. The final exam is **not** one of the exam scores that may be dropped out of your overall course score.

**Any missed exams or assignments due to Covid or other absences will become your allotted drop score in the corresponding category. There are no provisions for make-up exams or labs. It is your responsibility to be up to date on the material covered by any missed exam or lab session.**

If you feel that any of your exams are graded incorrectly, you are always welcome to submit the exam for a **complete re-grade at the end of the lecture or laboratory period on the day the exam is returned.**

**The date for the final exam is listed on the Tentative Schedule. This date and time are set by the college. No early, late or make-up finals will be given.**

**ALL EXAMS ARE IN-PERSON INCLUDING THE FINAL EXAM!! See the Tentative Schedule on the Modules Page for dates.**

## Laboratory

Students are expected to attend **all** laboratory sessions **in-person**. If you have a medical emergency or some other emergency that prevents you from attending lab, you will be asked to supply written documentation in order for the absence to be excused. Be sure to contact the instructor as soon as possible if you miss a lab session.

**If you miss more than 4 lab periods due to Covid then you must either withdraw from the course (if it is before the withdraw deadline or request an extended withdraw) or receive an F in the course. If you miss 4 or more lab periods for any other reason (whether excused or unexcused), then you must either withdraw from the course or receive an automatic grade of F for the course. This is a lab course and lab attendance is required. Any absences must have supporting written documentation or notices from Health Services, Police Reports, etc.**

## **Pre-Lab Assignments and Laboratory Reports:**

Laboratory experiments are conducted **in-person on campus in lab twice a week**. Students are expected to attend all lab sessions. Lab reports consist of formal reports and/or worksheets. All reports are turned in as pdf files through Canvas. Details regarding the report format will be provided in lab.

Prior to lab attendance students are required to complete a pre-lab assignment in their laboratory notebook. Details regarding the pre-lab assignment format will be provided in lab.

**Only your top ten 20-point lab reports will count as part of your overall course grade. No make-up lab reports will be allowed or accepted.**

**Only your top eleven 10-point pre-lab assignments will count as part of your overall course grade. No make-up pre-lab allowed or accepted. You will also not be allowed to attend lab without the pre-lab assignment being completed. This means that a score of zero will also be assigned for the lab report.**

## **Laboratory Exam**

There is one laboratory exam for this course worth 60 points. The laboratory exam will be given during your regularly assigned laboratory sessions at the end of the quarter. **No early, late or make-up lab exams will be given and all lab exam scores will count toward your overall course grade.**

## **Instructions for Converting Photos to pdf Files**

There are numerous apps that allow you to convert a photo to a pdf file easily. Some are free and some are not. Pdf files are what you will be uploading to Canvas for the pre-lab assignments and

laboratory reports. You may choose any app that fits your budget and privacy level. As with any App some collect information that you may or may not be willing to share. Examples of apps are **Adobe Scan, Cam Scanner, GeniusScan etc.**

If you have an **iPhone**, the **Notes App** will allow you to create pdf files.

1. Launch the Notes App.
2. Tap the New Note button in the lower right.
3. Hit the photo icon.
4. Choose Scan Documents from the list of pop ups.
5. Line up the document you wish to scan in the view.
6. You'll see a yellow rectangle over the document, and if you hold your iPhone or iPad steady, it should take the photo automatically. If not, you can press the shutter button.
7. The scan will move down to the lower left; you can tap it to see how it came out, and then press *Done* or *Retake* at the top of the screen. To make a single multi-page document, just keep taking scans of additional pages. When you're done, press the *Save* button in the lower-right, which will show how many pages you've scanned.
8. You can then press the share button in the upper left corner and email the pdf file to yourself or choose the *Save to File* and upload the document to Canvas by using the Canvas App.

**Student Learning Outcome(s):**

- \*Identify and explain trends in the periodic table.
- \*Construct balanced reaction equations and illustrate principles of stoichiometry.
- \*Apply the first law of thermodynamics to chemical reactions.

**Office Hours:**

Zoom	M,W	10:30 AM	11:20 AM
Zoom	T,TH	12:30 PM	1:20 PM